



Top-loading Balance TTB-2300S



\$278.00

Top-Loading
Balance

Top-loading
Balance
TTB-2000S
Series

Weighing
Scales &
Balances


Top-loading Balance TTB-2300S feature weighing capacity of 2100 g and readabilities of 0.1 g. Some applications include weighing, counting, check weighing, weighing under unstable conditions, peek hold and percentage (%). The top-loading Balance are designed for routine weighing applications in your workplace, offering accuracy and repeatability during essential weighing applications in education, laboratory and, industrial sector. It delivers competitive performance at an economical price, featuring RS232 connectivity for easy communication, and a Backlight display and a simple interface for uncomplicated operation, these Balance are perfectly designed for your workplace. Standard features include Basic functionality for routine weighing applications. Equipped with three essential weighing modes, RS232 connectivity for data transfer and storage and internal calibration (in selected models) making them ideal for routine weighing applications. Designed for uncomplicated operation with easy-to-use display and interface Equipped with an easy-to-read, bright Backlight display and a simple user interface, they are incredibly easy to operate, with almost no training required.

[Add To Cart](#)

Product Description

Top-loading Balance TTB-2300S feature weighing capacity of 2100 g and readabilities of 0.1 g. Some applications include weighing, counting, check weighing, weighing under unstable conditions, peek hold and percentage (%). The top-loading Balance are designed for routine weighing applications in your workplace, offering accuracy and repeatability during essential weighing applications in education, laboratory and, industrial sector. It delivers competitive performance at an economical price, featuring RS232 connectivity for easy communication, and a Backlight display and a simple interface for uncomplicated operation, these Balance are perfectly designed for your workplace. Standard features include Basic functionality for routine weighing applications. Equipped with three essential weighing modes, RS232 connectivity for data transfer and storage and internal calibration (in selected models) making them ideal for routine weighing applications. Designed for uncomplicated operation with easy-to-use display and interface Equipped with an easy-to-read, bright Backlight display and a simple user interface, they are incredibly easy to operate, with almost no training required.


Similar Products




Buy Now



Buy Now



Buy Now



Buy Now