



## Top-loading Balance 0.1g TTB-3600-110V



\$317.00

Top-Loading Balance	Top-loading Balance 0.1g TTB-3000 Series	Weighing Scales & Balances
---------------------	--	----------------------------


Top-loading Balance 0.1g TTB-3600 feature weighing capacity of 5000 g and readabilities of 0.1 g. Some applications include weighing, counting, check weighing, weighing under unstable conditions, peak hold and percentage (%). The top-loading Balance are designed for routine weighing applications in your workplace, offering accuracy and repeatability during essential weighing applications in education, laboratory and, industrial sector. It delivers competitive performance at an economical price, featuring RS232 connectivity for easy communication, and a Backlight display and a simple interface for uncomplicated operation, these Balance are perfectly designed for your workplace. Standard features include Basic functionality for routine weighing applications. Equipped with three essential weighing modes, RS232 connectivity for data transfer and storage and internal calibration (in selected models) making them ideal for routine weighing applications. Designed for uncomplicated operation with easy-to-use display and interface Equipped with an easy-to-read, bright Backlight display and a simple user interface, they are incredibly easy to operate, with almost no training required

**Add To Cart**


### Product Description

Top-loading Balance 0.1g TTB-3600 feature weighing capacity of 5000 g and readabilities of 0.1 g. Some applications include weighing, counting, check weighing, weighing under unstable conditions, peak hold and percentage (%). The top-loading Balance are designed for routine weighing applications in your workplace, offering accuracy and repeatability during essential weighing applications in education, laboratory and, industrial sector. It delivers competitive performance at an economical price, featuring RS232 connectivity for easy communication, and a Backlight display and a simple interface for uncomplicated operation, these Balance are perfectly designed for your workplace. Standard features include Basic functionality for routine weighing applications. Equipped with three essential weighing modes, RS232 connectivity for data transfer and storage and internal calibration (in selected models) making them ideal for routine weighing applications. Designed for uncomplicated operation with easy-to-use display and interface Equipped with an easy-to-read, bright Backlight display and a simple user interface, they are incredibly easy to operate, with almost no training required.


### Similar Products



Buy Now



Buy Now



Buy Now



Buy Now